

# ROTARY SWITCH

**CKS**

## CKS IP66/IP67 SEALED ROTARY SWITCH

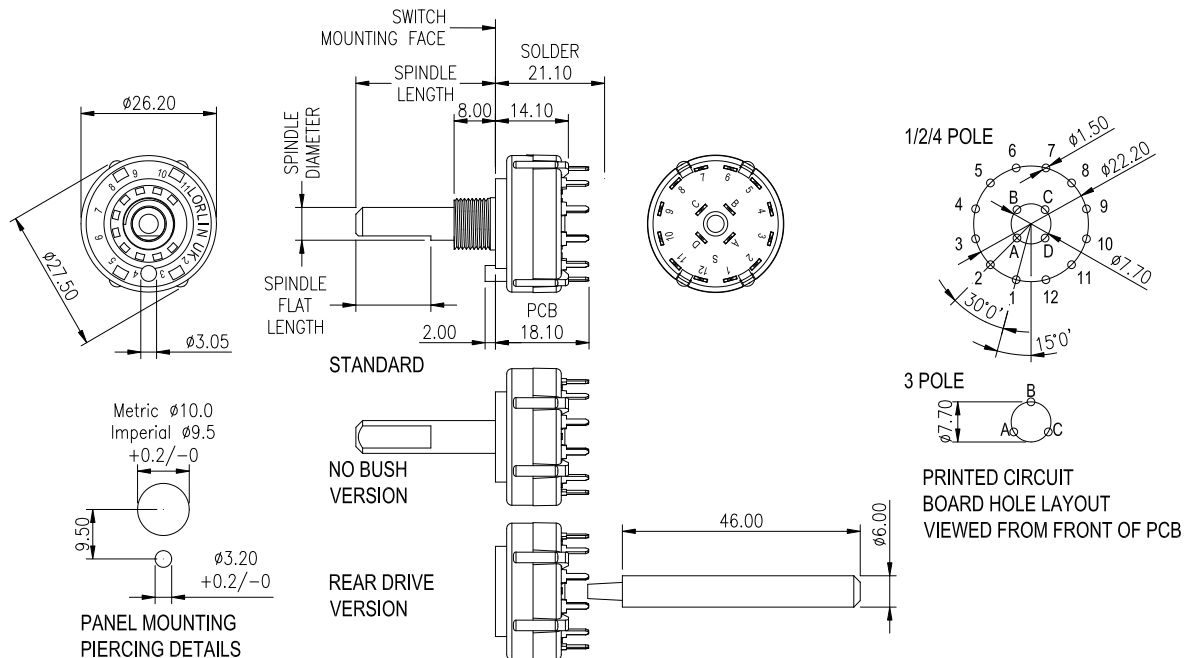
### ELECTRICAL & MECHANICAL SPECIFICATION

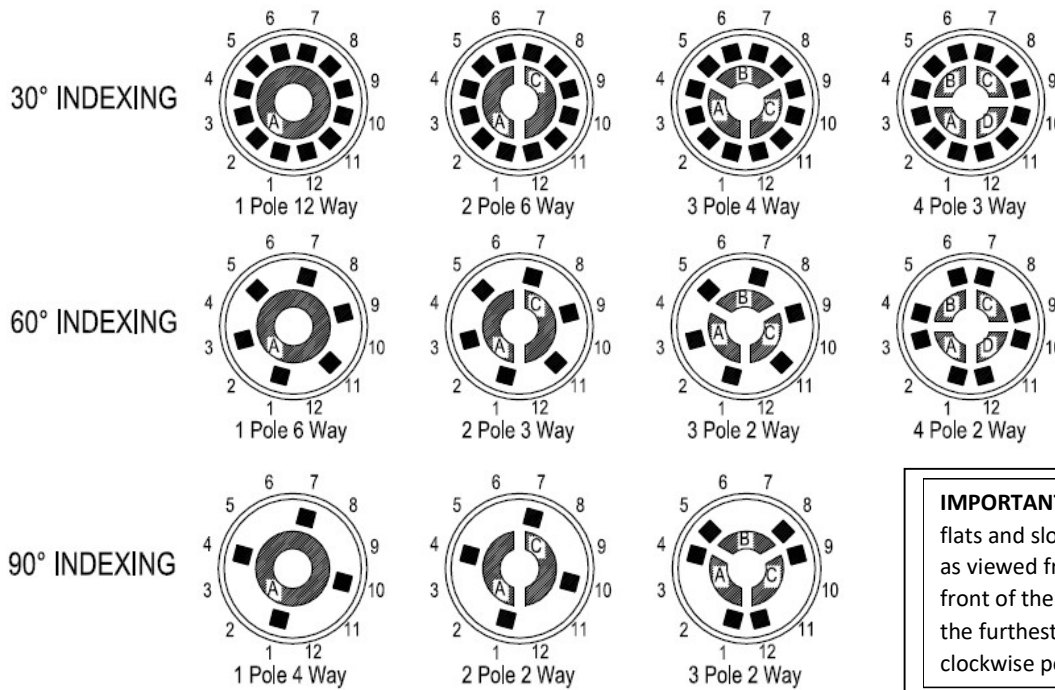
<b>Switch Rating:</b>	1A @ 24V ac/dc	<b>Life:</b>	>10,000 Cycles
<b>Proof Voltage:</b>	1,500V ac (Initial)	<b>Operating Torque (nominal):</b>	Standard 8.6 ±1 cNm
<b>Insulation Resistance:</b>	>999 MΩ at 500V dc (Initial)		Light Action 3.5 ± 0.5 cNm
<b>Contact Resistance</b>	<20 mΩ (Initial)	<b>End Stop Torque (nominal):</b>	0.80 Nm
<b>Contact/Terminal Material:</b>	Brass CZ108 Ag Plated	<b>Moulding Material:</b>	Polyamide 6.6 G.F
<b>Operating Temperature:</b>	-30°C to +85°C		

### FEATURES

Protected against water ingress from powerful water jets or temporary immersion in water of one meter depth

Single wafer switch	Shorting (make before break 30° indexing only) or non-shorting (break before make)	Dampened indexing and reduced shaft play gives smooth feel operation
Maximum 12 positions	Moulded stop or adjustable stops to restrict number of positions	Solder or PCB terminals
Up to 4 poles per switch	Continuous rotation also available	Gold flashed or gold plated
Standard 30° indexing, 60° and 90° available	Made in UK	Spindles with special flats, slots or knurls
Moulded 27.5mm	UL-V0 rated material available	Rear drive versions





SPINDLE FLAT ANGLE - AVAILABLE IN 15° INCREMENTS

SCREWDRIVER SLOT - AVAILABLE IN 45° INCREMENTS



## ORDERING CODE FOR NON-STANDARD SWITCHES

C K S									
SPINDLE LENGTH FMF IN FULL MM									
Index Angles & NO. OF POLES	NO OF WAYS (POSITIONS)	MBB or BBM	Contact Type	Contact Plating	SPINDLE DIAM.	SPINDLE FLAT DEPTH	BUSH DIAM.	LENGTH OF SPINDLE FLAT	ANGLE OF FLAT (°)
A 30° 1Pole	A 2	A BBM	Solder	SILVER	A 6mm	Nil	M10	A 2 N 15	A 0 N 195
B 2	B 3	B MBB*	Solder		B 6mm	5mm	M10	B 3 O No Flat	B 15 O
C 3	C 4	C BBM	PCB		C 6.35mm	Nil	9.52mm	C 4 P 16	C 30 P 210
D 4	D 5	D MBB*	PCB		D 6.35mm	5.5mm	9.52mm	D 5 Q 17	D 45 Q 225
E 60° 1Pole	E 6	E BBM	Solder	GOLD PLATE				E 6 R 18	E 60 R 240
F 2	F 7	F MBB*	Solder					F 7 S 19	F 75 S 255
G 3	G 8	G BBM	PCB					G 8 T 20	G 90 T 270
H 4	H 9	H MBB*	PCB					H 9 U 21	H 105 U 285
I 90° 1Pole	I 10	I BBM	Solder	GOLD FLASH				I 10 V 22	I 120 V 300
J 2	J 11	J MBB*	Solder					J 11 W 23	J 135 W 315
K 3	K 12	K BBM	PCB					K 12 X 24	K 150 X 330
Z No Stop	L MBB*	L MBB*	PCB					L 13 Y 25	L 165 Y 345
								M 14 Z Full	M 180

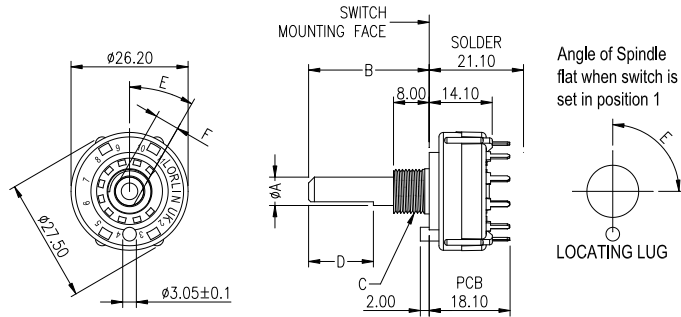
\*30° INDEX ANGLE ONLY

## STANDARD PART NUMBERS

BASIC TYPES	SPINDLE DIAMETER	SPINDLE LENGTH FROM MOUNTING FACE	8mm LONG BUSH	SPINDLE FLAT LENGTH	ANGLE OF SPINDLE FLAT	SPINDLE FLAT THICKNESS
IMPERIAL	6.35mm	38mm	9.52 x 32 TPI	30mm	90°	5.5mm
METRIC	6.00mm	50mm	M10 x 0.75	No Flat	-	-

CIRCUITRY AT 30° INDEXING	STANDARD METRIC			STANDARD IMPERIAL	
	PLATING FINISH	Shorting (MBB)	Non- Shorting (BBM)	Shorting (MBB)	Non- Shorting (BBM)
<b>1 POLE 12 POSITION</b>	<b>STOP INCLUDED</b>				
Solder Tag	Silver	CKS1039	CKS1029	CKS1034	CKS1024
	Gold Flash	CKS1508	CKS1503	CKS1516	CKS1520
	Gold Plate	CKS2444	CKS1672	CKS2458	CKS2459
Printed Circuit Board	Silver	CKS1059	CKS1049	CKS1054	CKS1044
	Gold Flash	CKS1512	CKS1506	CKS1524	CKS1528
	Gold Plate	CKS1475	CKS1312	CKS2460	CKS2461
<b>1 POLE 12 POSITION</b>	<b>CONTINUOUS ROTATION</b>				
Solder Tag	Silver	CKS1038	CKS1028	CKS1033	CKS1023
	Gold Flash	CKS1533	CKS1537	CKS1541	CKS1545
	Gold Plate	CKS2445	CKS2446	CKS2462	CKS2463
Printed Circuit Board	Silver	CKS1058	CKS1048	CKS1053	CKS1043
	Gold Flash	CKS1534	CKS1538	CKS1542	CKS1546
	Gold Plate	CKS2447	CKS2448	CKS2464	CKS2465
<b>2 POLE 6 POSITION</b>	<b>STOP INCLUDED</b>				
Solder Tag	Silver	CKS1040	CKS1030	CKS1035	CKS1025
	Gold Flash	CKS1509	CKS1496	CKS1517	CKS1521
	Gold Plate	CKS2449	CKS1726	CKS2466	CKS2467
Printed Circuit Board	Silver	CKS1060	CKS1050	CKS1055	CKS1045
	Gold Flash	CKS1513	CKS1473	CKS1525	CKS1529
	Gold Plate	CKS2450	CKS1850	CKS2468	CKS2469
<b>2 POLE 6 POSITION</b>	<b>CONTINUOUS ROTATION</b>				
Solder Tag	Silver	CKS1114	CKS1118	CKS1120	CKS1121
	Gold Flash	CKS1535	CKS1539	CKS1543	CKS1547
	Gold Plate	CKS2451	CKS2452	CKS2470	CKS2471
Printed Circuit Board	Silver	CKS1119	CKS1113	CKS1122	CKS1089
	Gold Flash	CKS1536	CKS1540	CKS1544	CKS1548
	Gold Plate	CKS2453	CKS2454	CKS2472	CKS2473
<b>3 POLE 4 POSITION</b>	<b>STOP INCLUDED</b>				
Solder Tag	Silver	CKS1041	CKS1031	CKS1036	CKS1026
	Gold Flash	CKS1510	CKS1504	CKS1518	CKS1522
	Gold Plate	CKS2455	CKS1577	CKS2474	CKS2475
Printed Circuit Board	Silver	CKS1061	CKS1051	CKS1056	CKS1046
	Gold Flash	CKS1514	CKS1500	CKS1526	CKS1530
	Gold Plate	CKS2456	CKS1952	CKS2476	CKS2477
<b>4 POLE 3 POSITION</b>	<b>STOP INCLUDED</b>				
Solder Tag	Silver	CKS1042	CKS1032	CKS1037	CKS1027
	Gold Flash	CKS1511	CKS1505	CKS1519	CKS1523
	Gold Plate	CKS1673	CKS1822	CKS2478	CKS2479
Printed Circuit Board	Silver	CKS1062	CKS1052	CKS1057	CKS1047
	Gold Flash	CKS1515	CKS1507	CKS1527	CKS1531
	Gold Plate	CKS2457	CKS1953	CKS2480	CKS2481

CUSTOMER TO COMPLETE OR DELETE AS REQUIRED



	A	B	C
IMPERIAL	Ø6.35		Ø9.52 x 32TPI
METRIC	Ø6.00		M10 x 0.75

	D	E	F
IMPERIAL			
METRIC			

INDEXING				INDEXING				INDEXING				INDEXING			
<p>1 POLE</p>				<p>2 POLE</p>				<p>3 POLE</p>				<p>4 POLE</p>			
POSITIONS				POSITIONS				POSITIONS				POSITIONS			
MBB	BBM	SOL	PCB	MBB	BBM	SOL	PCB	MBB	BBM	SOL	PCB	MBB	BBM	SOL	PCB
<b>IMPORTANT!</b> WAFERS FLATS & SLOTS VIEWED FROM THE FRONT OF SWITCH IN EXTREME ANTICLOCKWISE POSITION (POSITION 1)															
SPECIAL REQUIREMENTS															
<p><b>OPTIONS</b> Stops are adjustable 2-12 positions. Continuous rotation (No Stops) available. Make before break (MBB) or Break before Make (BBM) rotors available. Solder Tag (SOL) or PCB pin (PCB) – indicate on wafer.</p>															
CUSTOMER:								DATE:				CUSTOMER REFERENCE NUMBER:			